

ALLIANCE

OUTDOOR LIGHTING

2019 List Price Sheet



TABLE OF CONTENTS

LED LAMPS.....	3
BULLET LIGHTS.....	5
FLOOD LIGHTS.....	5
DOWN LIGHTS.....	5
STEP LIGHTS.....	7
WALL SCONCE LIGHTS.....	7
FIXTURE ACCESSORIES.....	7
AREA LIGHTS.....	9
PATH LIGHTS.....	9
POST LIGHT.....	9
SALES TOOLS.....	9
WELL LIGHTS.....	11
IN-GROUND LIGHTS.....	11
UNDERWATER LIGHTS.....	11
TRANSFORMERS.....	12
TRANSFORMER ACCESSORIES...	12

2019 List Price Sheet

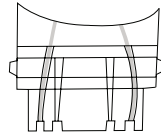
Bipin/G4 Base



IP67 Rated
LBIPIN-LED-200lm
LBIPIN-LED-250lm

Wedge Based LED

3156 Wedge



L3156-LED-200lm
L3156-LED-250lm

921T5 Wedge



L921T5-LED-200lm

Bayonet Based LED

BA15S Bayonet
(single contact)



LBA15S-LED-200lm

BA15D Bayonet
(double contact)



LBA15D-LED-200lm

MR11 Based LED



175 lumen
4 watt LED

MR16 Based LED

Black Base

LMR16-LED-4W



250 lumen
4 watt LED

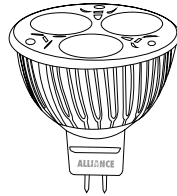
LMR16-LED-250lm



Enclosed Housing
(for Down Light applications)

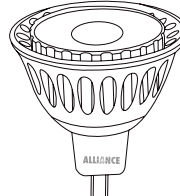
White Base

LMR16-LED-5W



310 lumen
5 watt LED

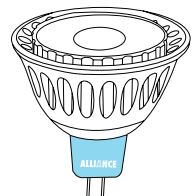
LMR16-LED-310lm



Enclosed Housing
(for Down Light applications)

Blue Base

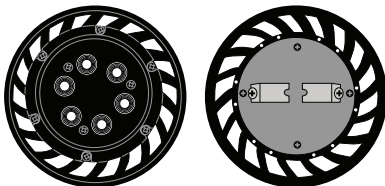
LMR16-LED-6W



410 lumen
6 watt LED


PAR36 Based LED

Gray Base
LPAR36-LED-4W



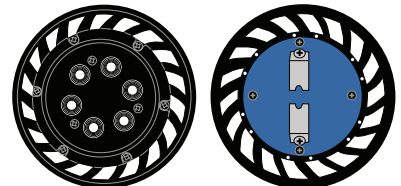
250 lumen
4 watt LED

Black Base
LPAR36-LED-8W



310 lumen
8 watt LED

Blue Base
LPAR36-LED-10W



400 lumen
10 watt LED

LED LAMPS

PART #	DESCRIPTION	-200lm (2.5w, 200lm, IP67, 2700K) Warm White Color	-250lm (2.5w, 250lm, IP67, 2700K) Warm White Color
L3156-LED	3156 (Wedge) Base LED Lamp	\$26.67	\$26.67
L921T5-LED	921 (T5 Wedge) Base LED Lamp	\$26.67	---
LBA15S-LED	BA15S (Single Bayonet) Base LED Lamp	\$26.67	---
LBA15D-LED	BA15D (Double Bayonet) Base LED Lamp	\$26.67	---
LBIPIN-LED	Bipin/G4 Base LED Lamp	\$26.67	\$26.67

PART #	DESCRIPTION	-NS Narrow Spot (15 degree)	-F Flood (45 degree)	-WF Wide Flood (60 degree)	Enclosed Housing (45 degree)
LMR11-LED-4W	MR11 LED Lamp, Warm White, 2900K, 4 watts, 175 lumens (20w Halogen equivalent)	---	\$41.13	---	---
LMR16-LED-4W	MR16 LED Lamp, Warm White, 2900K, 4 watts, 250 lumens (20w Halogen equivalent)	\$29.63	\$29.63	\$29.63	-250lm \$29.63
LMR16-LED-4W-2700K	MR16 LED Lamp, Warm White, 2700K, 4 watts, 250 lumens (20w Halogen equivalent)	---	\$29.63	---	---
LMR16-LED-5W	MR16 LED Lamp, Warm White, 2900K, 5 watts, 310 lumens (35w Halogen equivalent) *Available in BLUE, GREEN, RED, PURPLE & AMBER	\$37.01	\$37.01*	\$37.01	-310lm \$37.01
LMR16-LED-5W-2700K	MR16 LED Lamp, Warm White, 2700K, 5 watts, 310 lumens (35w Halogen equivalent)	---	\$37.01	---	---
LMR16-LED-6W	MR16 LED Lamp, Warm White, 2900K, 6 watts, 410 lumens (50w Halogen equivalent) Enclosed Housing	---	---	---	\$41.13
LMR16-LED-6W-2700K	MR16 LED Lamp, Warm White, 2700K, 6 watts, 410 lumens (50w Halogen equivalent) Enclosed Housing	---	---	---	\$41.13

PART #	DESCRIPTION	-F Flood	-WF Wide Flood
LPAR36-LED-4W	PAR36 LED Lamp, Warm White, 2800K, 4 watts, 250 lumens (20w Halogen equivalent)	\$76.12 (20°)	\$76.12 (40°)
LPAR36-LED-8W	PAR36 LED Lamp, Warm White, 2800K, 8 watts, 300 lumens (35w Halogen equivalent)	\$90.27 (20°)	\$90.27 (40°)
LPAR36-LED-10W	PAR36 LED Lamp, Warm White, 2800K, 10 watts, 400 lumens (50w Halogen equivalent)	\$104.94 (30°)	\$104.94 (45°)

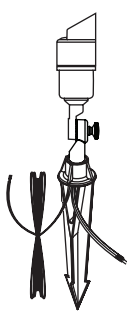
PART #	DESCRIPTION	LIST
TAPE-LED-5FT	5' Length, LED Tape containing a 10' wire lead	\$86.42
TAPE-LED-15FT	15' Length, LED Tape containing a 10' wire lead	\$259.26
TAPE-LED-15FT-LL	15' Length, LED Tape containing a 10' wire lead	\$259.26
TAPE-LED-30FT	30' Length, LED Tape containing a 10' wire lead	\$518.52

*To order with option listed add the column heading as a suffix to your part number. Example: L3156-LED-250lm, LMR16-LED-5W-BLUE, etc.

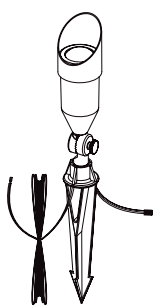
2019 List Price Sheet



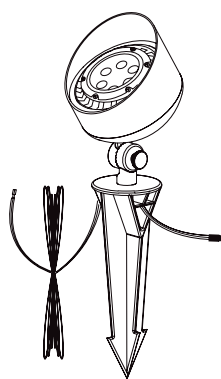
BL50



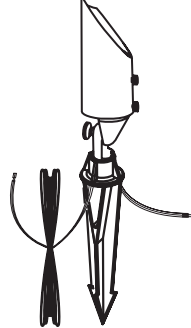
BL110



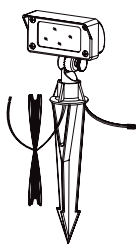
BL200



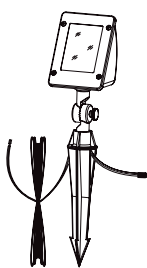
BL300



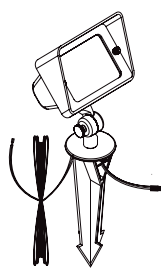
BL900



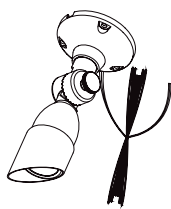
FL50



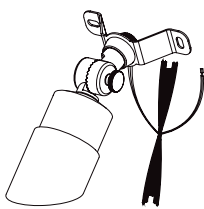
FL100



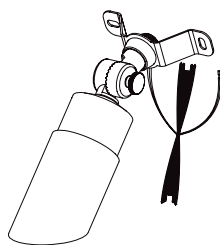
FL200



DL50



DL100



DL200



HL100



HL200

BULLET LIGHTS

PART #	DESCRIPTION	(No Lamp)	-LED4W (250 lm LED lamp)	-LED5W (310 lm LED lamp)	-LED6W (410 lm LED lamp)
BL50	MR11 Lamp Base, Cast Brass Construction with Convex Lens, Double Wire Lead (18" & 25' Leads) & Stake	\$68.56	\$109.69 (175lm)	---	---
BL110	MR16 Lamp Base, Cast Brass Construction with Convex Lens, Double Wire Lead (18" & 25' Leads) & Stake	\$81.92	\$111.55	\$118.93	\$123.05
BL115	MR16 Lamp Base, Cast Brass Construction with Convex Lens, 18 Inch Wire Lead & Stake	\$66.01	\$95.64	\$103.02	\$107.14
BL200	MR16 Lamp Base, Cast Brass Construction with Convex Lens, Double Wire Lead (18" & 25' Leads) & Stake	\$101.11	\$130.74	\$138.12	\$142.24
BL200-BT	Integrated Bluetooth Connected Fixture, Cast Brass Construction with Convex Lens, Double Wire Lead (18" & 25' Leads) & Stake with Dimming, Tunable White, Adjustable RGB, and Preset Scenes	\$179.38 - Integrated LED			
BL205	MR16 Lamp Base, Cast Brass Construction with Convex Lens, 18" Wire Lead & Stake	\$75.92	\$105.55	\$112.93	\$117.05
BL300	PAR36 Lamp Base, Cast Brass Construction with Convex Lens, Double Wire Lead (18" & 25' Leads) & Stake	N/A	\$205.50	\$219.65 -LED8W (310lm)	\$234.32 -LED10W (400lm)
BL900	MR16 Lamp Base, Cast Brass Construction with Convex Lens, Removable Shroud, Double Wire Lead (18" & 25' Leads) & Stake	\$113.89	\$143.52	\$150.90	\$155.02

FLOOD LIGHTS

PART #	DESCRIPTION	(No Lamp)	-LED* (200lm LED Lamp)
FL50	Bipin Lamp Base, Cast Brass Construction, Double Wire Lead (18" & 25' Leads) & Stake	\$92.75	119.42
FL50-FFP	Bipin Lamp Base with Frosted Lens, Cast Brass Construction, Double Wire Lead (18" & 25' Leads) & Stake	\$117.30	\$143.97
FL100	Bipin Lamp Base, Cast Brass Construction, Double Wire Lead (18" & 25' Leads) & Stake	\$99.66	\$126.33
FL100-FFP	Bipin Lamp Base with Frosted Lens, Cast Brass Construction, Double Wire Lead (18" & 25' Leads) & Stake	\$123.18	\$149.85

PART #	DESCRIPTION	(No Lamp)	-LED4W (250 lm LED lamp)	-LED5W (310 lm LED lamp)	-LED6W (410 lm LED lamp)
FL200	MR16 Lamp Base, Cast Brass Construction, Double Wire lead (18" & 25' Leads), & Stake	\$177.04	\$206.67	\$214.05	\$218.17

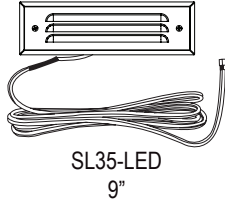
DOWN LIGHTS

PART #	DESCRIPTION	(No Lamp)	-LED4W (250 lm LED lamp)	-LED5W (310 lm LED lamp)	-LED6W (410 lm LED lamp)
DL50	MR11 Lamp Base, Cast Brass Construction, 25' Wire Lead & Round Brass Mounting Base	\$85.60	\$126.73 (175lm)	---	---
DL100	MR16 Lamp Base, Cast Brass Construction, 25' Wire Lead & Brass Mounting Bracket	\$115.30	\$144.93	\$152.31	\$156.43
DL200	MR16 Lamp Base, Cast Brass Construction, 25' Wire Lead & Brass Mounting Bracket	\$136.56	\$166.19	\$173.57	\$177.69
HL100	Hanging Light, MR16 Lamp Base, Cast Brass Construction, 25' Wire Lead & 18" Aged Brass Chain	\$115.99	\$145.62	\$153.00	\$157.12

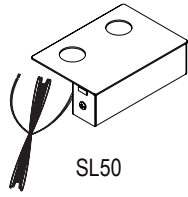
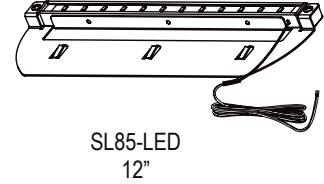
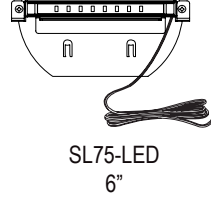
PART #	DESCRIPTION	(No Lamp)	-LED (200lm LED Lamp)
HL200	Hanging Light, Bipin Lamp Base, Cast Brass Construction, Frosted Lens, 25' Wire Lead & 18" Aged Brass Chain	\$118.54	\$145.21

*To order with option listed add the column heading as a suffix to your part number. Example: BL200-LED4W for BL200 with 250lm lamp.

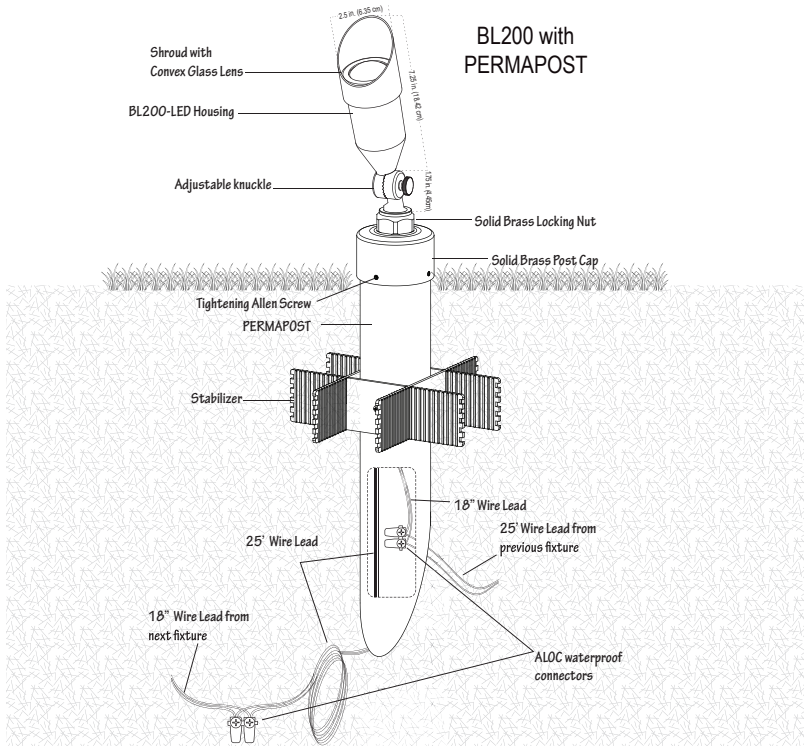


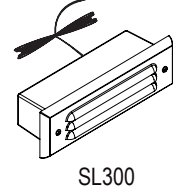
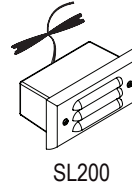
2019 List Price Sheet



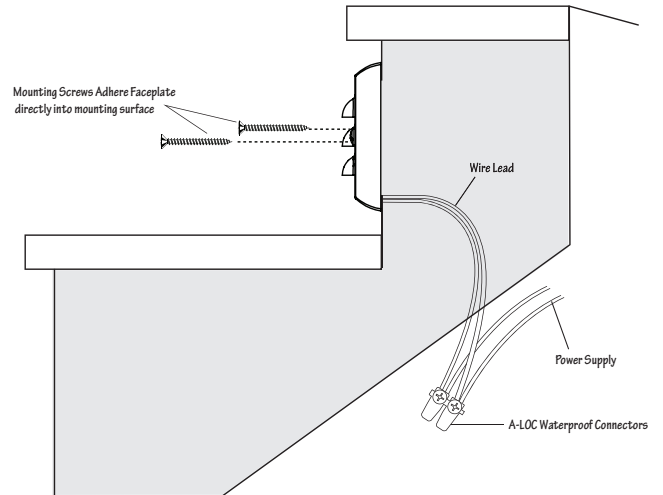
Integrated LED



Drop-In LED



SL25-LED Surface Mount



Visit our website to download product installation details
www.allianceoutdoorlighting.com

STEP LIGHTS

PART #	DESCRIPTION	(No Lamp)	-LED* (200lm LED Lamp)
SL25-LED	Integrated LED step light with Louvered Faceplate, 6", Cast Brass & 25' Wire Lead	---	\$104.02
SL35-LED	Integrated LED step light with Louvered Faceplate, 9.5", Cast Brass & 25' Wire Lead	---	\$135.90
SL65-LED	4" Length, Integrated 3 watt LED strip, Brass Construction & 25' Wire Lead		\$72.13
SL75-LED	6.8" Length, Integrated 3 watt LED strip, Brass Construction & 25' Wire Lead	---	\$88.58
SL85-LED	12" Length, Integrated 3 watt LED strip, Brass Construction & 25' Wire Lead	---	\$138.69
SL50	5" Width, Bipin Lamp Base, Brass Construction & 25' Wire Lead	\$67.24	\$93.91
SL100	3.75" Diameter, Bipin Lamp Base, Cast Brass Construction, 25' Wire Lead & Mounting Hardware	\$80.99	\$107.66
SL200	6" Length, Bipin Lamp Base, Cast Brass Faceplate, ABS Mounting Box & 25' Wire Lead	\$82.12	\$108.79
SL300	9.5" Length, Bipin Lamp Base, Cast Brass Faceplate, ABS Mounting Box & 25' Wire Lead	\$108.93	\$162.27 (2 lamps)

WALL SCENCE LIGHTS

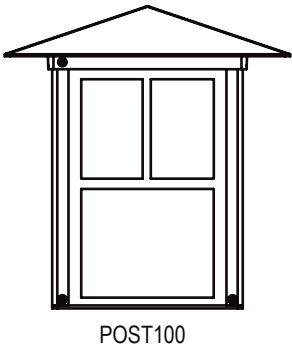
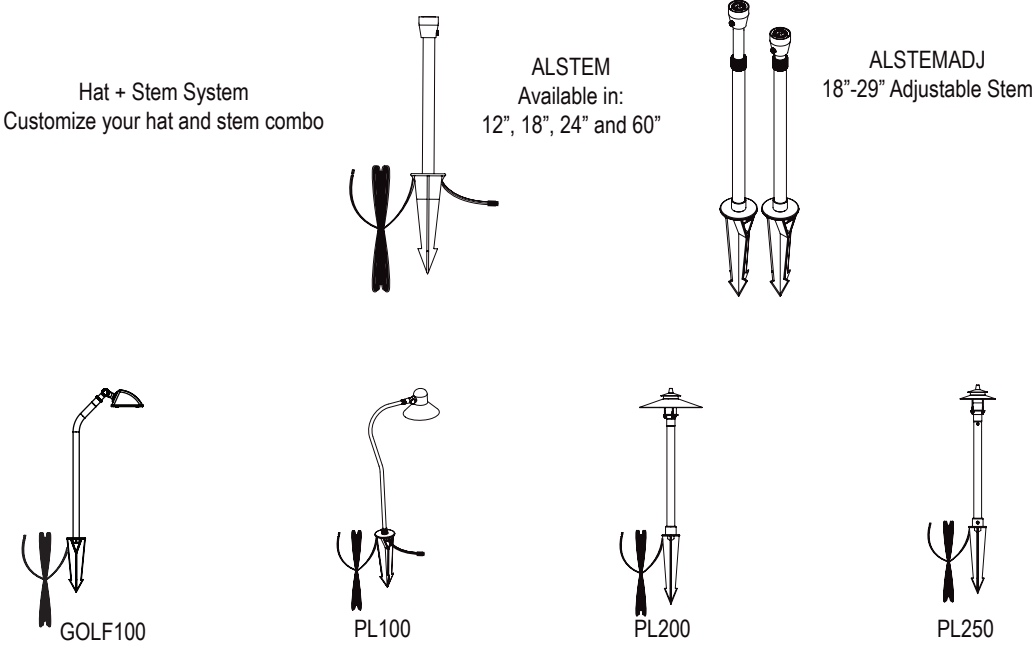

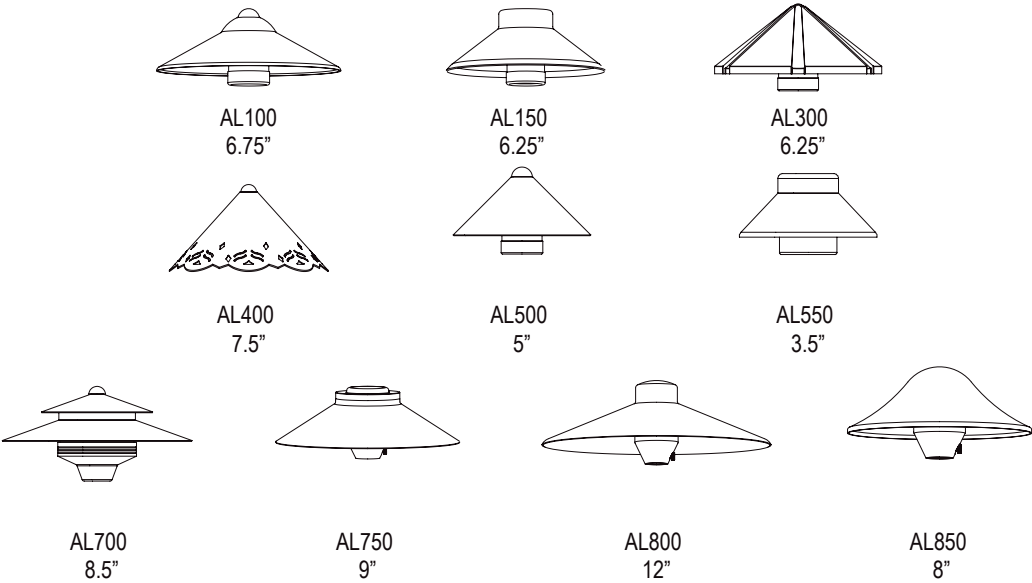
PART #	DESCRIPTION	(No Lamp)	-LED (200lm LED Lamp)
WS100	6" Length, Bipin Lamp Base, Brass Construction & 25' Wire Lead	\$86.38	\$139.72 (2 lamps)
WS200	9" Length, Bipin Lamp Base, Brass Construction & 25' Wire Lead	\$136.39	\$189.73 (2 lamps)

PART #	DESCRIPTION	(No Lamp)	-LED4W (250 lm LED lamp)	-LED5W (310 lm LED lamp)	-LED6W (410 lm LED lamp)
WS300	8" Length, Cast Brass Construction & 25' Wire Lead	\$159.45	\$218.71 (2 lamps)	\$233.47 (2 lamps)	\$241.71 (2 lamps)

FIXTURE ACCESSORIES

PART #	DESCRIPTION	LIST
RISER6	6" Riser, Extension Accessory for Up Lights	\$18.09
RISER12	12" Riser, Extension Accessory for Up Lights	\$27.66
RISER18	18" Riser, Extension Accessory for Up Lights	\$35.31
RISERADJ-BRASS	Adjustable Riser, Brass Construction, Aged Brass Finish	\$74.87
GUTTERMOUNT	Gutter Mount, Aged Brass Finish	\$13.06
RMB	Round Mounting Base, Aged Brass Finish	\$19.69
STAKE-P1	Small Plastic Stakes	\$3.02
STAKE-P2	Large Plastic Stakes	\$4.05
PERMAPOST	Heavy Duty Ground Stake with Brass Cap and Stabilizer Inserts	\$89.05
FFP50	FL50 Frosted Face Plate	\$21.47
FFP100	FL100 Frosted Face Plate	\$23.52
CGWL01-GRATE	Heavy Aged Brass Grate, Clear Convex Lens	\$71.87
GL160-TOP	Grated Brass Shroud, Clear Convex Lens	\$27.42
GL170-TOP	Brass Shroud with Opposing Sides Light Output, Clear Convex Lens	\$27.42
GL180-TOP	Brass Shroud with 180° Light Output, Clear Convex Lens	\$27.42
GL190-TOP	Brass Shroud with 360° Light Output, Clear Convex Lens	\$27.42
TIKI-WICK	Replacement TIKI Wicks (Pack of 5 Wicks)	\$20.50

2019 List Price Sheet



AREA LIGHT HATS

PART #	DESCRIPTION	LIST
AL100	6.75" Area Light Hat, Brass Construction, Includes a Frosted & Clear Lens	\$41.96
AL150	6.25" Area Light Hat, Brass Construction, Includes a Frosted & Clear Lens	\$49.59
AL300	6.25" Area Light Hat, Triangular Design, Brass Construction, Includes a Frosted & Clear Lens	\$61.44
AL400	7.5" Area Light Hat, Decorative Cut Design, Brass Construction, Includes a Frosted & Clear Lens	\$55.68
AL500	5" Area Light Hat, Brass Construction, Includes a Frosted & Clear Lens	\$34.13
AL550	3.5" Area Light Hat, Brass Construction, Includes a Frosted & Clear Lens	\$25.94
AL700	8.5" Area Light Hat, Two Tiered, Brass Construction, Includes a Frosted Lens	\$103.18
AL750	9" Area Light Hat, Heavy Brass Construction, Includes a Frosted Lens & Aged Brass Collar	\$145.13
AL800	12" Area Light Hat, Brass Construction, Includes a Frosted Lens	\$120.83
AL850	8" Area Light Hat, Heavy Brass Construction, Includes a Frosted Lens & Aged Brass Collar	\$118.73
TIKI	8" Area Light Hat, Brass Construction, Includes a Basin for Fuel, Metal Snuffing Cap with chain, Braided Wick with Brass Holder	\$193.74

AREA LIGHT STEMS

PART #	DESCRIPTION	(No lamp)	-LED* (200lm LED Lamp)
ALSTEM12	Bipin Lamp Base, 12" Stem, Brass Construction, Double Wire Lead (18" & 25' Leads), & Stake	\$73.70	\$100.37
ALSTEM18	Bipin Lamp Base, 18" Stem, Brass Construction, Double Wire Lead (18" & 25' Leads), & Stake	\$79.90	\$106.57
ALSTEM24	Bipin Lamp Base, 24" Stem, Brass Construction, Double Wire Lead (18" & 25' Leads), & Stake	\$97.90	\$124.57
ALSTEM60	Bipin Lamp Base, 60" Stem, Brass Construction, Double Wire Lead (18" & 25' Leads), & PERMAPOST	\$213.58	\$240.25
ALSTEMADJ	Bipin Lamp Base, 18-29" Adjustable Stem, Brass, Double Wire Lead (18" & 25' Leads), & Stake	\$122.72	\$149.39

PATH LIGHTS

PART #	DESCRIPTION	(No Lamp)	-LED* (200lm LED Lamp)
GOLF100	Bipin Lamp Base Golf Putting Green Light, Cast Brass Construction, 45 Degree Angled Brass Riser, Locking Nut, 25' Wire Lead and Stake	\$177.16	\$203.83
PL100	Bipin Lamp Base, Brass Construction, Double Wire Lead (18" & 25' Leads) & Stake	\$133.25	\$159.92
PL200	Bipin Lamp Base, Brass Construction, 12"-25" Adjustable Stem, Double Wire Lead (18" & 25' Leads) & Stake	\$145.93	\$172.6
PL250	Bipin Lamp Base, Brass Construction, 12"-25" Adjustable Stem, Double Wire Lead (18" & 25' Leads) & Stake	\$131.30	\$157.97

POST LIGHT

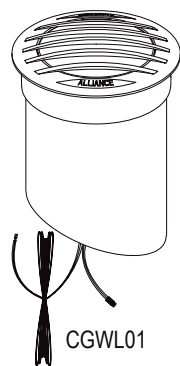
PART #	DESCRIPTION	(No Lamp)	-LED4W (250 lm LED lamp)	-LED5W (310 lm LED lamp)	-LED6W (410 lm LED lamp)
POST100	MR16 Lamp Base, Brass Construction, Aged Brass Finish, Frosted Panels & 25' Wire Lead	\$486.88	\$516.51	\$523.89	\$528.01

SALES TOOLS

PART #	DESCRIPTION	LIST
SALESKIT	Protective Sales Presentation Case Includes a BL200, AL100, ALSTEM12, LMR16-LED-5W, LBIPIN-LED-200lm & ETF60	\$506.18
DEMOKIT8	Demo Kit including a TF150 transformer, (6) LED Up Lights, (2) LED Area Lights, With Quick Connectors & Storage Case	\$1260.49

*To order with option listed add the column heading as a suffix to your part number. Example: BL200-LED4W for BL200 with 250lm lamp.

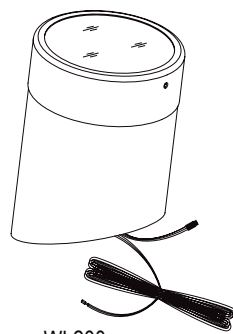
2019 List Price Sheet



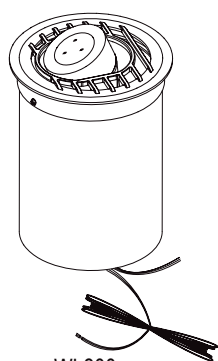
CGWL01



WL100



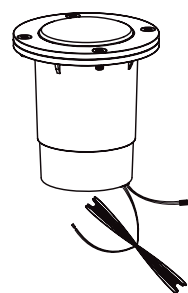
WL200



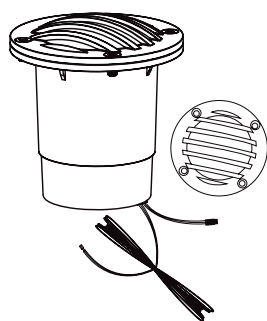
WL300



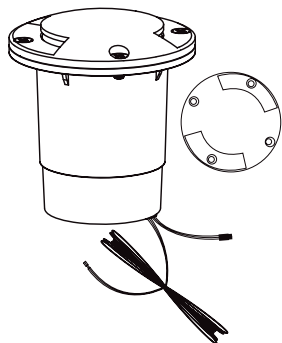
GL100



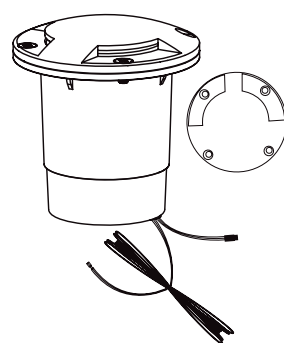
GL150



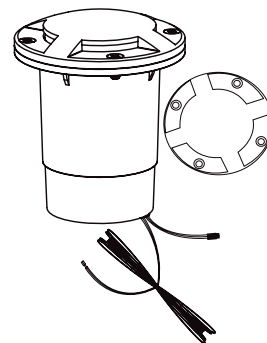
GL160



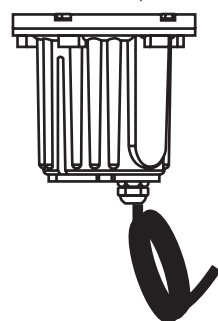
GL170



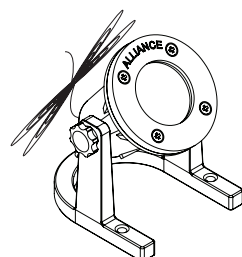
GL180



GL190



GL300



UL100

IN GROUND LIGHTS

PART #	DESCRIPTION	-LED4W (250 lm LED lamp)	-LED8W (310 lm LED lamp)	-LED10W (400 lm LED lamp)
CGWL01	PAR36 Lamp Base, Heavy Aged Brass Grate, Clear Convex Lens, ABS can, Stainless Steel Lamp Retainer Ring & Double Wire Lead (18" & 25' Leads)	\$229.16	\$243.31	\$257.98
WL100	PAR36 Lamp Base, ABS can, Stainless Steel Lamp Retainer Ring, Double Wire Lead (18" & 25' Leads), & Plastic Debris Guard	\$152.14	\$166.29	\$180.96
WL200	PAR36 Lamp Base, ABS can, Stainless Steel Lamp Retainer Ring, Double Wire Lead (18" & 25' Leads), 2" Aged Brass Debris Guard & Clear Lens	\$171.81	\$185.96	\$200.63

PART #	DESCRIPTION	(No Lamp)	-LED4W (250 lm LED lamp)	-LED5W (310 lm LED lamp)	-LED6W (410 lm LED lamp)
WL300	MR16 Lamp Base, PVC can, Double Wire Lead (18" & 25' Leads), Aged Brass Debris Guard & Clear Lens	\$191.99	\$221.62	\$229.00	\$233.12
GL100	MR16 Lamp Base, Cast Brass Construction, Angled Brass Shroud, Clear Convex Lens & Double Wire Lead (18" & 25' Leads)	\$123.05	\$152.68	\$160.06	\$164.18
GL150	MR16 Lamp Base, Cast Brass Construction, Flat Brass Shroud, Clear Convex Lens & Double Wire Lead (18" & 25' Leads)	\$123.05	\$152.68	\$160.06	\$164.18
GL160	MR16 Lamp Base, Cast Brass Construction, Grated Brass Shroud, Clear Convex Lens & Double Wire Lead (18" & 25' Leads)	\$136.97	\$166.60	\$173.98	\$178.10
GL170	MR16 Lamp Base, Cast Brass Construction, Brass Shroud with Opposing Sides Light Output, Clear Lens & Double Wire Lead (18" & 25' Leads)	\$136.97	\$166.60	\$173.98	\$178.10
GL180	MR16 Lamp Base, Cast Brass Construction, Brass Shroud with 180° Light Output, Clear Lens & Double Wire Lead (18" & 25' Leads)	\$136.97	\$166.60	\$173.98	\$178.10
GL190	MR16 Lamp Base, Cast Brass Construction, Brass Shroud with 360° Light Output, Clear Lens & Double Wire Lead (18" & 25' Leads)	\$136.97	\$166.60	\$173.98	\$178.10
GL300	MR16 Lamp Base, PVC can, 36" Wire Lead, Aged Brass Debris Guard & Clear Lens	\$79.44	\$109.07	\$116.45	\$120.57

UNDERWATER LIGHTS

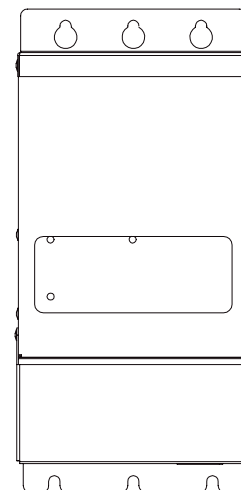
PART #	DESCRIPTION	(No Lamp)	-LED4W (250 lm LED lamp)	-LED5W (310 lm LED lamp)	-LED6W (410 lm LED lamp)
UL100	Underwater Light, MR16 Lamp Base, Cast Brass Construction, Clear Lens, & 25' Underwater Wire Lead	\$182.07	\$211.70	\$219.08	\$223.20

*To order with option listed add the column heading as a suffix to your part number. Example: BL200-LED4W for BL200 with 250lm lamp.



**Bluetooth Enabled
Astronomical Timer
Phone App Driven
14.0 Volt Taps
Lifetime Warranty
FOR LED ONLY**


**Download the App
on Apple App Store
or Google Play**



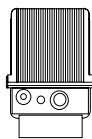
it150
it300

INTELLIGENT TRANSFORMERS

PART #	DESCRIPTION	LIST
IT300	300 watt intelligent transformer, Bluetooth ready, programmable via phone application, astronomical timer, two 14v taps	\$463.06
IT150	150 watt intelligent transformer, Bluetooth ready, programmable via phone application, astronomical timer, one 14v tap	\$422.79



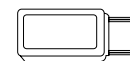
XF Series



TF150



TF200
TF300



ETF60

TRANSFORMERS

PART #	DESCRIPTION	LIST
XF600	600 watt transformer, includes latched lockable door, (2) commons, volt taps 12-18	\$642.22
XF300	300 watt transformer, includes latched lockable door, (2) commons, 12-15 volt taps	\$350.92
XF150	150 watt transformer, includes latched lockable door, (2) commons, 12-15 volt taps	\$287.77
TF300	300 watt transformer, 12-15 volt taps, Built-in Photocell/Timer, DOE Compliant	\$248.64
TF200	200 watt transformer, 12 volt only, Built-in Photocell/Timer, DOE Compliant	\$198.28
TF150	150 watt transformer, 12 volt only, Built-in Timer, DOE Compliant	\$108.39
ETF60	Inline 60w Electronic Transformer	\$25.91

TRANSFORMER ACCESSORIES & WIRE CONNECTORS

PART #	DESCRIPTION	LIST
ITimer	IT Timer, Bluetooth ready, phone app driven, intelligent timer. Suitable for indoor or outdoor use. DOE Compliant	\$210.89
TIMER	Outdoor Mechanical Timer, 2 ON/OFF settings per day. Includes a manual override switch.	\$29.71
PC	Snap In Photocell adapted to fit the ALLIANCE XF Transformer Line	\$42.19
CS100	Connection Point, includes ABS cap, PVC tube, (2) brass connectors & (2) pre-greased plastic caps	\$17.90
CS150	Connection Point Components, includes (2) brass connectors & (2) pre-greased plastic lug caps	\$7.24
A-LOC-50	Quick Locking Wire Connector. (Sold in a container of 25 sets / 50 pieces)	\$63.27